

WALL WASHER


E377 

Please read instructions before commencing installation and retain for future reference.

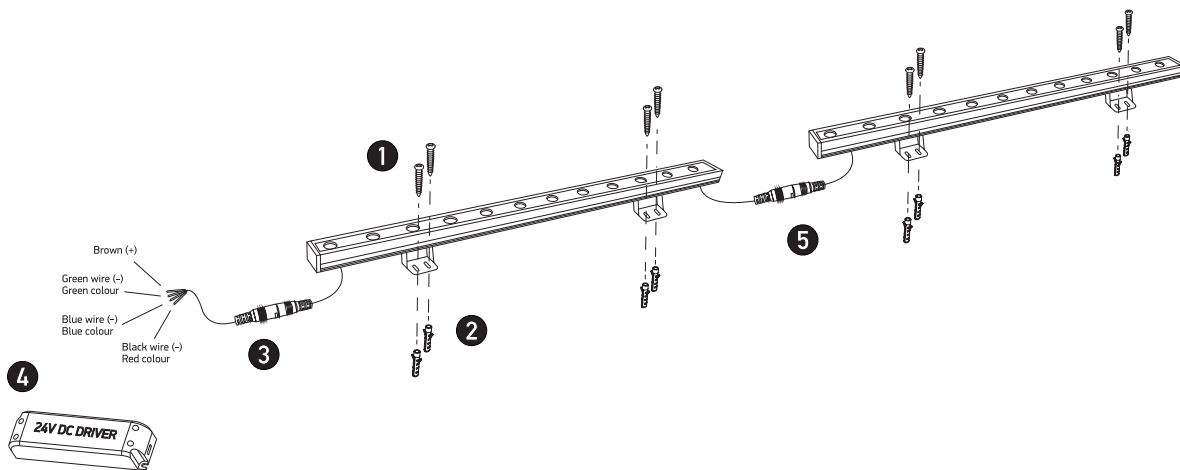
SPECIFICATIONS

- **Material:** Aluminium
- **Lamp type:** LED | 12 x 1W | 4000K | 870Lm MAX | CRI 80
- **Ingress Protection:** IP66. Protection against entry of solid objects greater than 12mm in diameter.

INSTALLATION INSTRUCTIONS


 Electrical products can cause death, injury, or property damage. Maintenance and installation should only be carried out by a professional electrician.

- Ensure the main supply is switched off.
- Insert masonry plugs (1) into the mounting surface.
- Fit mounting bracket onto the mounting surface with self-tapping screws (2).
- Connect main cable with the driver (3).
- Connect driver (not included) in power source (4).
- Connect maximum 12pcs (5).
- Reconnect power.



Driver must be order separately.

WARNING

 Make sure that the products are installed properly before connecting to electricity. Do not cover the luminaire. Do not exceed the maximum wattage rating of the lamp. If the light source is contained in this luminaire (integrated LED), it shall only be replaced by the manufacturer, his service agent, or a similarly qualified person.

